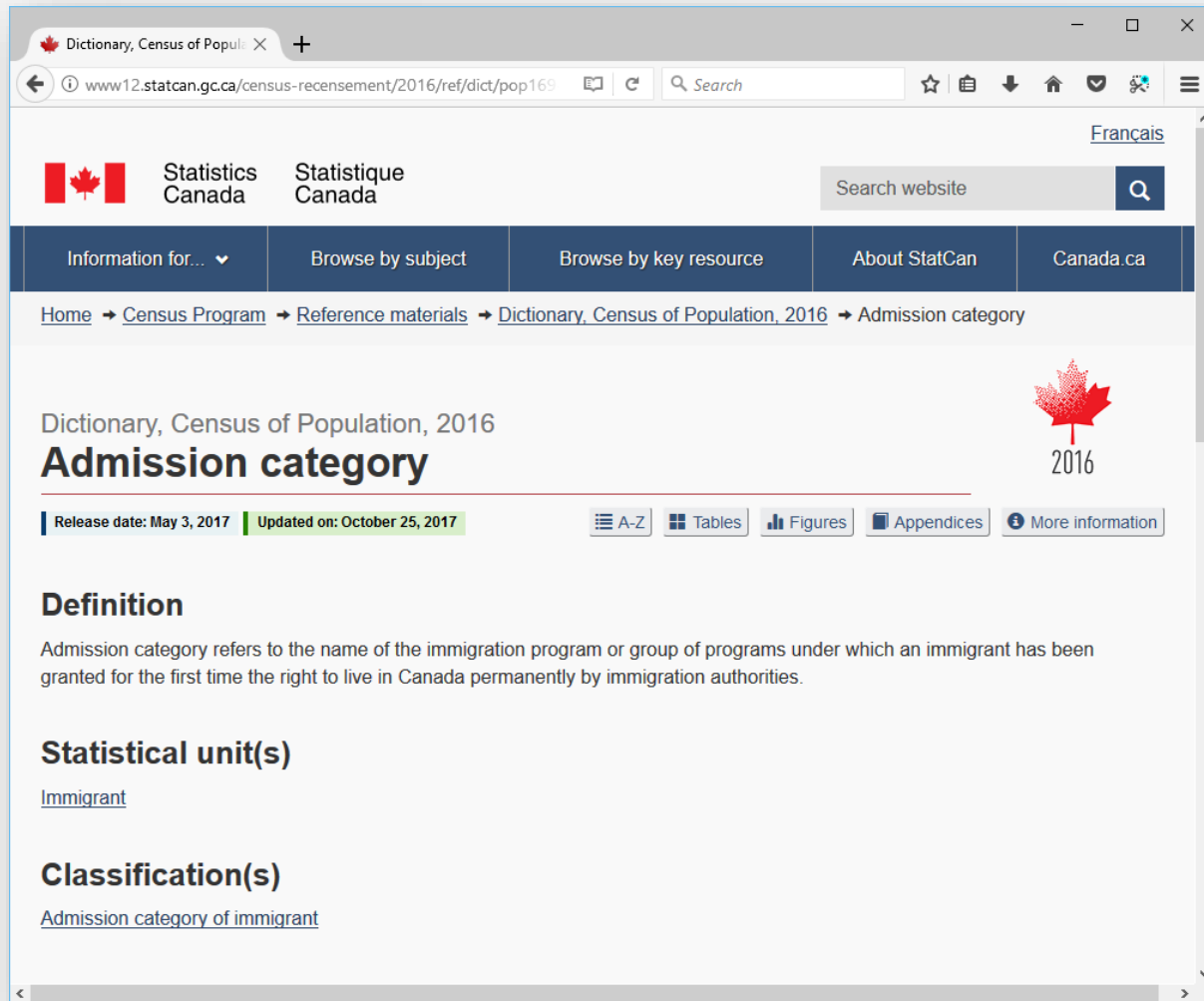


# Community Data Program Census Data Party

Toronto Consortium presentation

November 6, 2017

# New data: Immigration Admission Category



The screenshot shows a web browser window displaying the Statistics Canada website. The page title is "Dictionary, Census of Population, 2016" and the main heading is "Admission category". The page includes a search bar, navigation tabs, and a definition of the admission category.

Dictionary, Census of Population, 2016  
**Admission category**

Release date: May 3, 2017 | Updated on: October 25, 2017

A-Z | Tables | Figures | Appendices | More information

**Definition**

Admission category refers to the name of the immigration program or group of programs under which an immigrant has been granted for the first time the right to live in Canada permanently by immigration authorities.

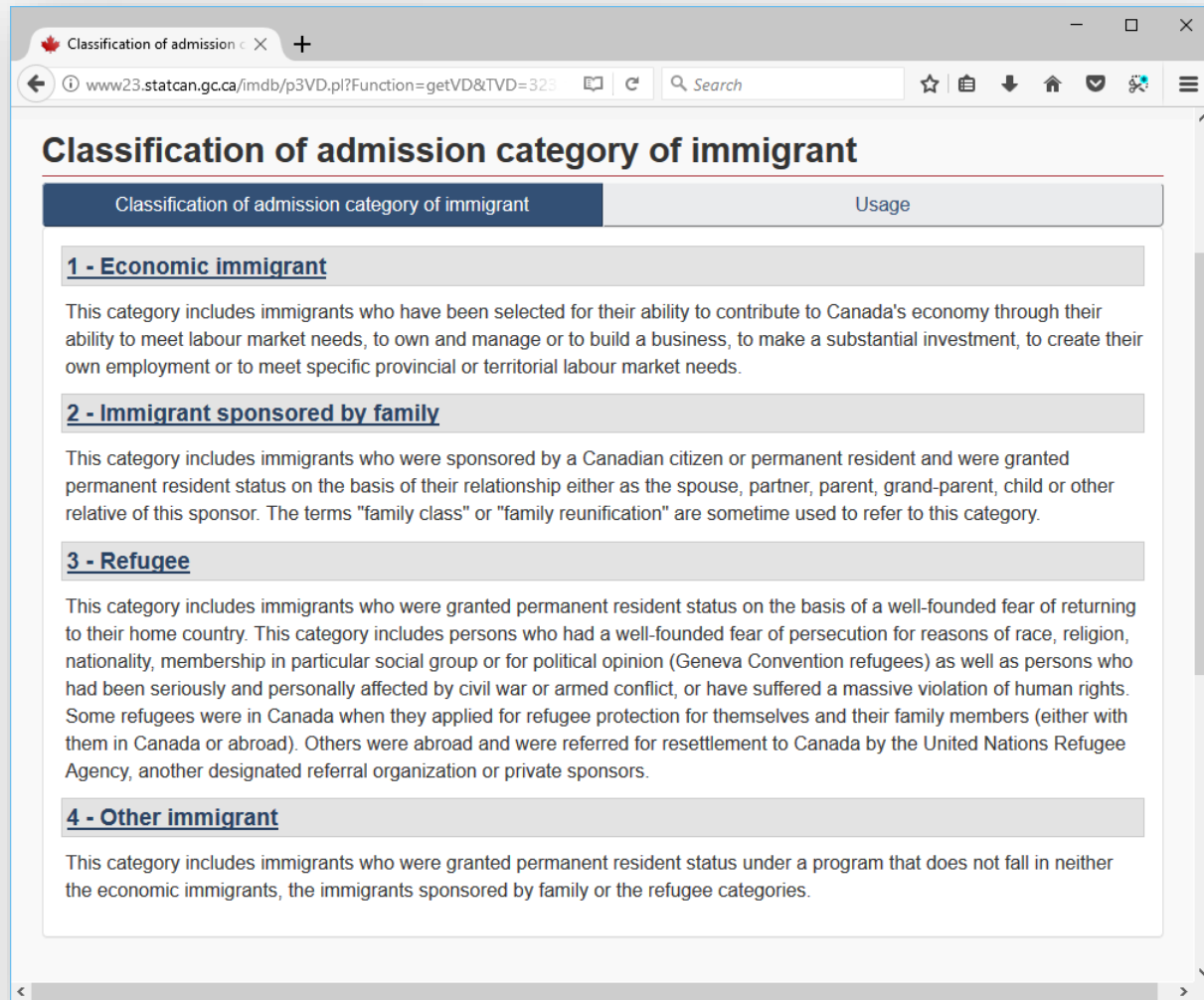
**Statistical unit(s)**

[Immigrant](#)

**Classification(s)**

[Admission category of immigrant](#)

# Three main admission categories



The screenshot shows a web browser window with the title 'Classification of admission category of immigrant'. The address bar contains the URL 'www23.statcan.gc.ca/imdb/p3VD.pl?Function=getVD&TVD=323'. The page content is as follows:

## Classification of admission category of immigrant

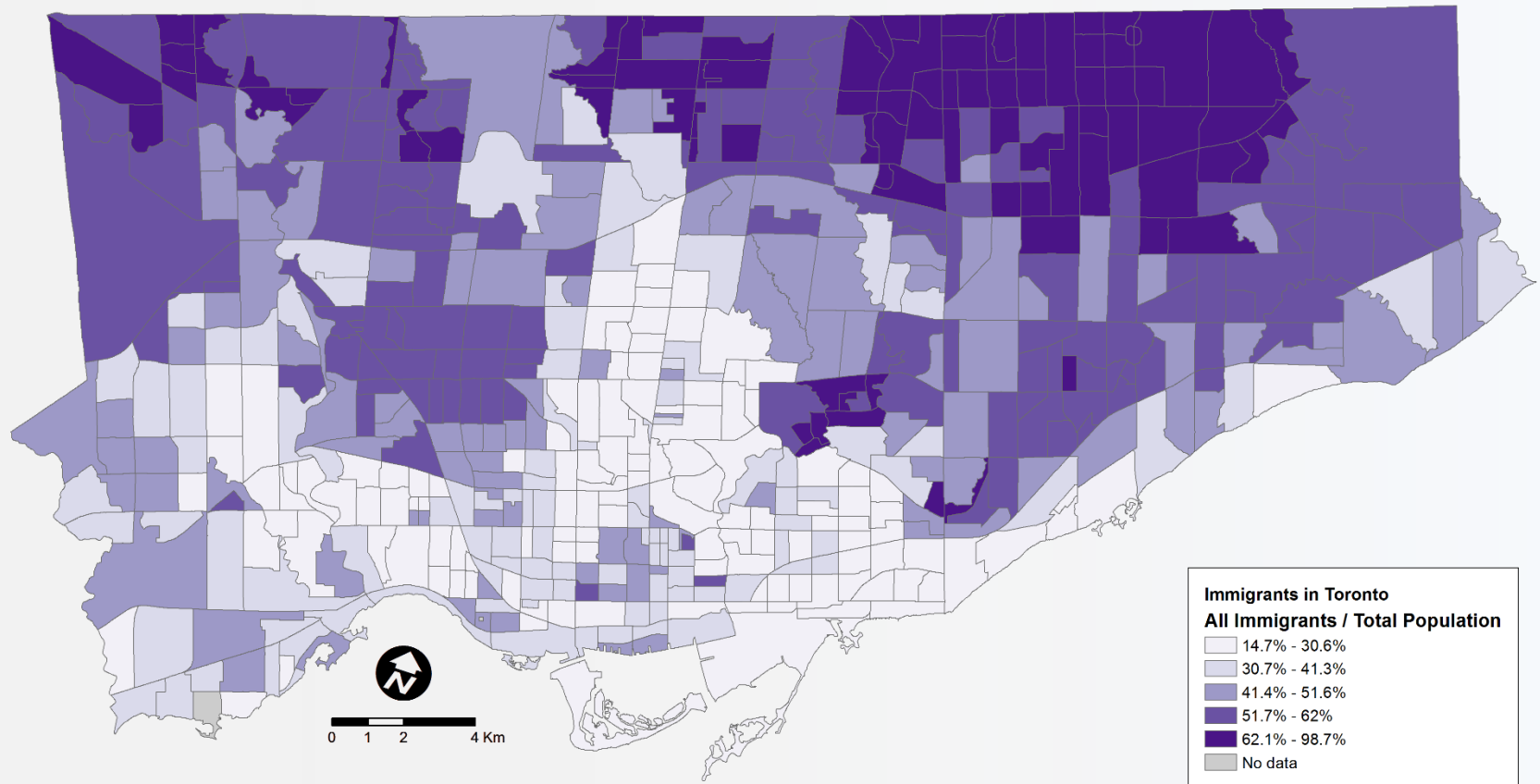
Classification of admission category of immigrant	Usage
<b><u>1 - Economic immigrant</u></b>	
<p>This category includes immigrants who have been selected for their ability to contribute to Canada's economy through their ability to meet labour market needs, to own and manage or to build a business, to make a substantial investment, to create their own employment or to meet specific provincial or territorial labour market needs.</p>	
<b><u>2 - Immigrant sponsored by family</u></b>	
<p>This category includes immigrants who were sponsored by a Canadian citizen or permanent resident and were granted permanent resident status on the basis of their relationship either as the spouse, partner, parent, grand-parent, child or other relative of this sponsor. The terms "family class" or "family reunification" are sometime used to refer to this category.</p>	
<b><u>3 - Refugee</u></b>	
<p>This category includes immigrants who were granted permanent resident status on the basis of a well-founded fear of returning to their home country. This category includes persons who had a well-founded fear of persecution for reasons of race, religion, nationality, membership in particular social group or for political opinion (Geneva Convention refugees) as well as persons who had been seriously and personally affected by civil war or armed conflict, or have suffered a massive violation of human rights. Some refugees were in Canada when they applied for refugee protection for themselves and their family members (either with them in Canada or abroad). Others were abroad and were referred for resettlement to Canada by the United Nations Refugee Agency, another designated referral organization or private sponsors.</p>	
<b><u>4 - Other immigrant</u></b>	
<p>This category includes immigrants who were granted permanent resident status under a program that does not fall in neither the economic immigrants, the immigrants sponsored by family or the refugee categories.</p>	

# Gateways to immigration infographic

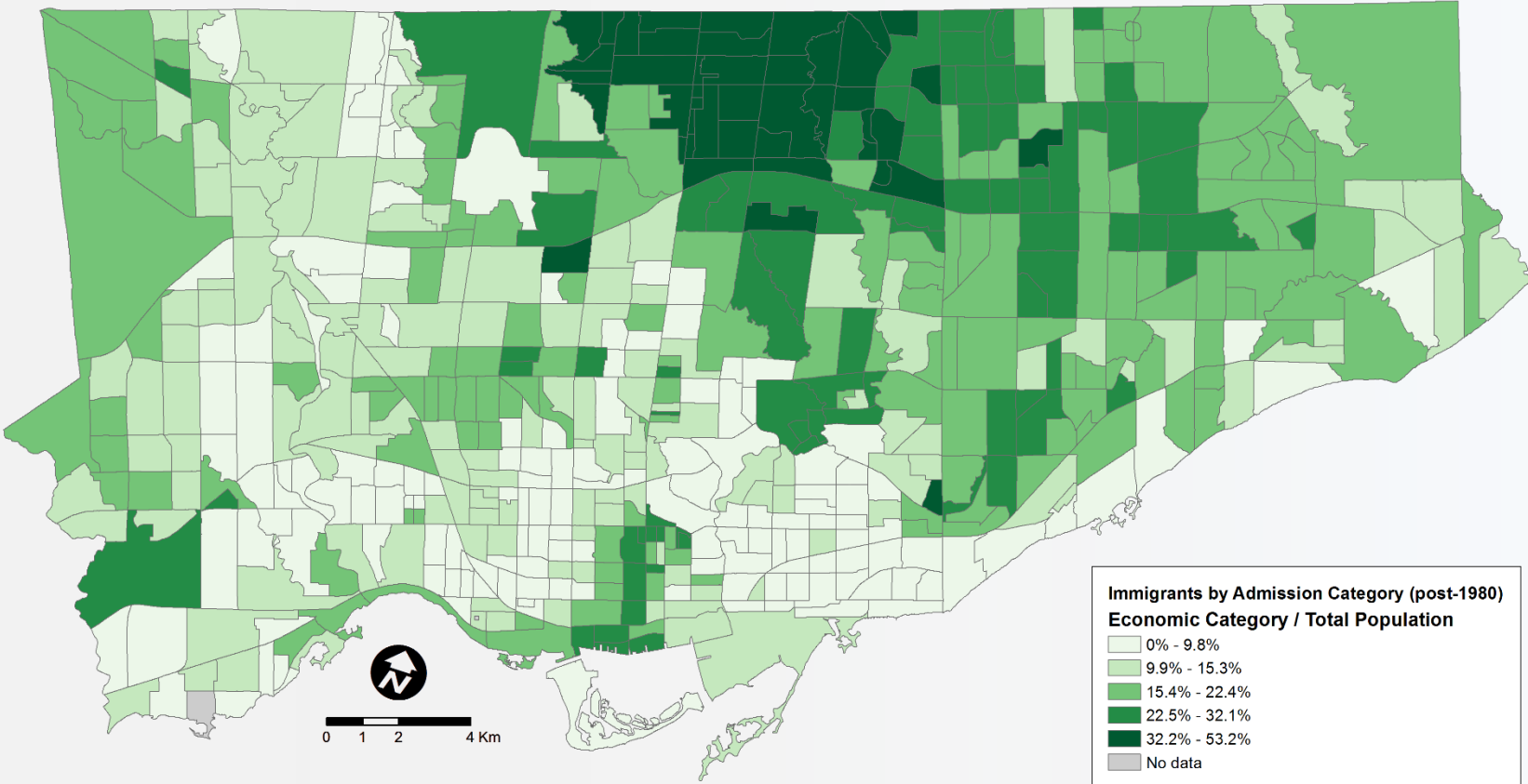


# Immigrants in Toronto

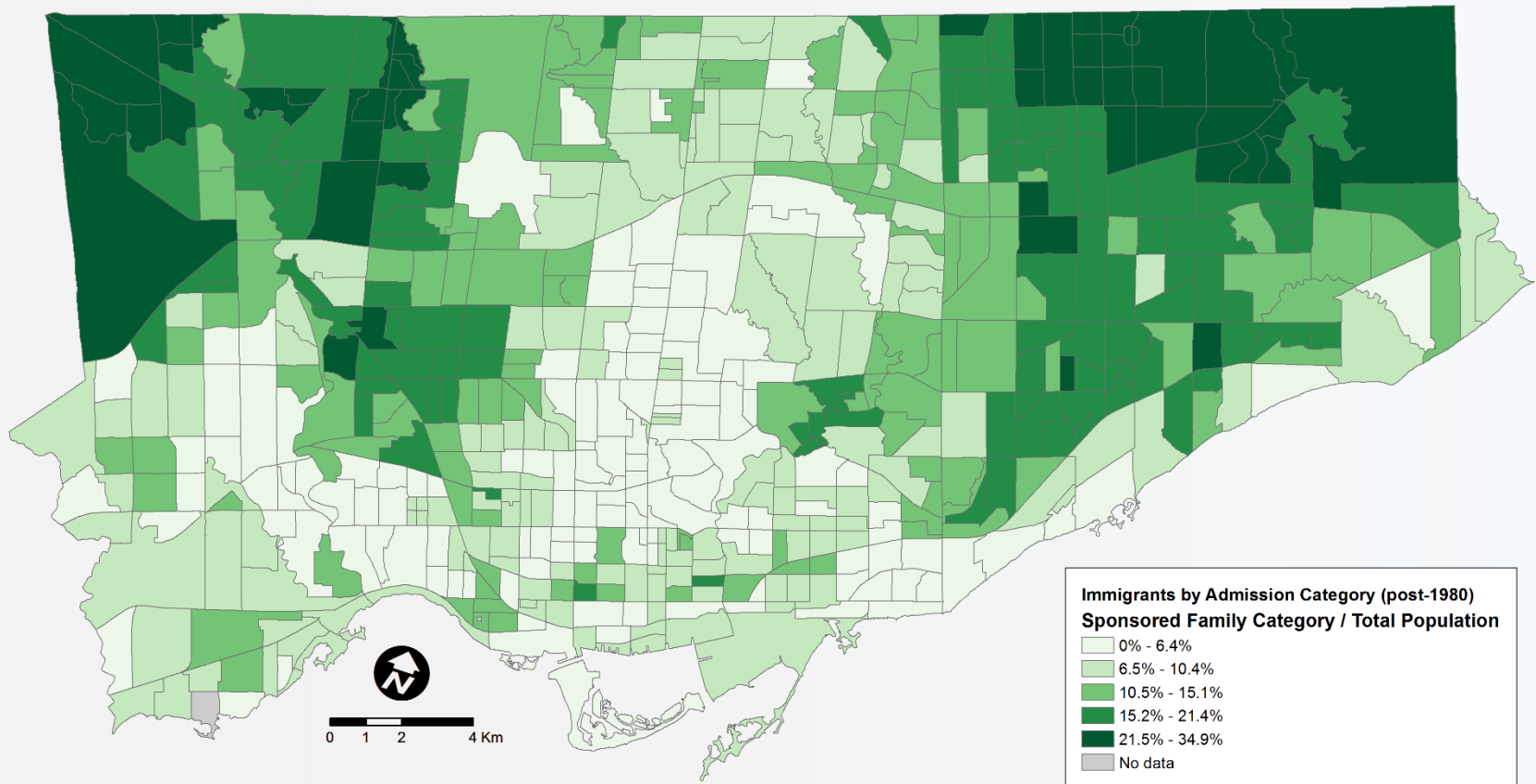
## as per cent of total population



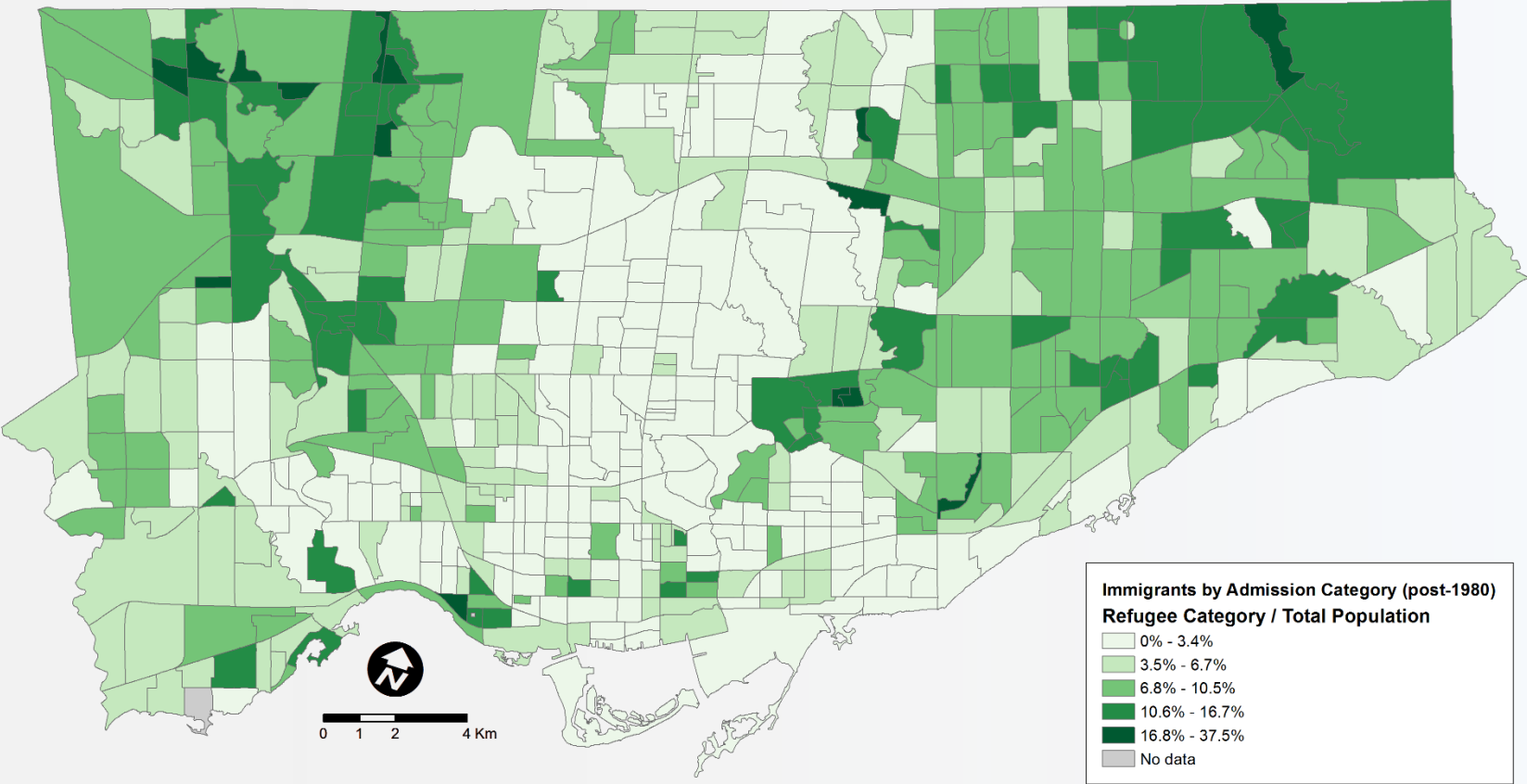
# Economic Category Immigrants as per cent of total population



# Sponsored Family Category Immigrants as per cent of total population



# Refugee Category Immigrants as per cent of total population





# Crosstabs: Immigration and ethnocultural diversity

The screenshot shows the 'Census Datasets' website interface. On the left, there are filter sections for 'Filter Datasets', 'Topic', 'Geography', and 'Variable'. The 'Variable' section is selected, showing 'Individual low-income status (6)'. The main content area displays the title '2016 Census of Population – Immigration and ethnocultural diversity – Census Metropolitan Area / Census Agglomeration – Individual low-income status (6)'. Below the title, there is a table of search results with columns for 'Cat no.', 'Date', 'Topic', and 'Title'. Two entries are shown, both for October 25, 2017, under the topic 'Immigration and ethnocultural diversity'. Each entry includes a detailed title and download links for HTML, Beyond 20/20, and SDMX (XML).

**Census Datasets**

← Hide Filters

**Filter Datasets**

Change survey  
2016 Census (25% Sample Data) ▾  
Submit

**Topic** Clear X  
Immigration and ethnocultural diversity

**Geography** Clear X  
Census Metropolitan Area / Census Agglomeration  
Province / Territory

**Variable** Clear X  
Age (6)  
Generation status (4)  
Immigrant status and period of immigration (11)  
Individual low-income status (6)  
Low-income indicators (4)  
Sex (3)  
Visible minority (15)

**2016 Census of Population – Immigration and ethnocultural diversity – Census Metropolitan Area / Census Agglomeration – Individual low-income status (6)**

Filter items  Showing 1 to 2 of 2 entries | Show 10 ▾ entries

Cat no. ↑↓	Date ↑↓	Topic ↑↓	Title ↑↓
98-400- X2016206	October 25, 2017	Immigration and ethnocultural diversity	Immigrant Status and Period of Immigration (11), Individual Low-income Status (6), Low-income Indicators (4), Age (6) and Sex (3) for the Population in Private Households of Canada, Provinces and Territories, Census Metropolitan Areas and Census Agglomerations, 2016 Census - 25% Sample Data <a href="#">HTML</a> <a href="#">Beyond 20/20</a> <a href="#">SDMX (XML)</a>
98-400- X2016211	October 25, 2017	Immigration and ethnocultural diversity	Visible Minority (15), Individual Low-income Status (6), Low-income Indicators (4), Generation Status (4), Age (6) and Sex (3) for the Population in Private Households of Canada, Provinces and Territories, Census Metropolitan Areas and Census Agglomerations, 2016 Census - 25% Sample Data <a href="#">HTML</a> <a href="#">Beyond 20/20</a> <a href="#">SDMX (XML)</a>

# Catalogue Number 98-400-X2016211

- **Visible Minority (15), Individual Low-income Status (6), Low-income Indicators (4), Generation Status (4), Age (6) and Sex (3) for the Population in Private Households of Canada, Provinces and Territories, Census Metropolitan Areas and Census Agglomerations, 2016 Census - 25% Sample Data**
- [Link](#) to table

# Crosstabs: Immigration and ethnocultural diversity

Beyond 20/20 Professional Browser - [ Visible Minority (15), Individual Low-income Status (6), Low-income Indicators (4), Generation Status (4), Age (6) ...

File Edit View Dimension Item Window Help

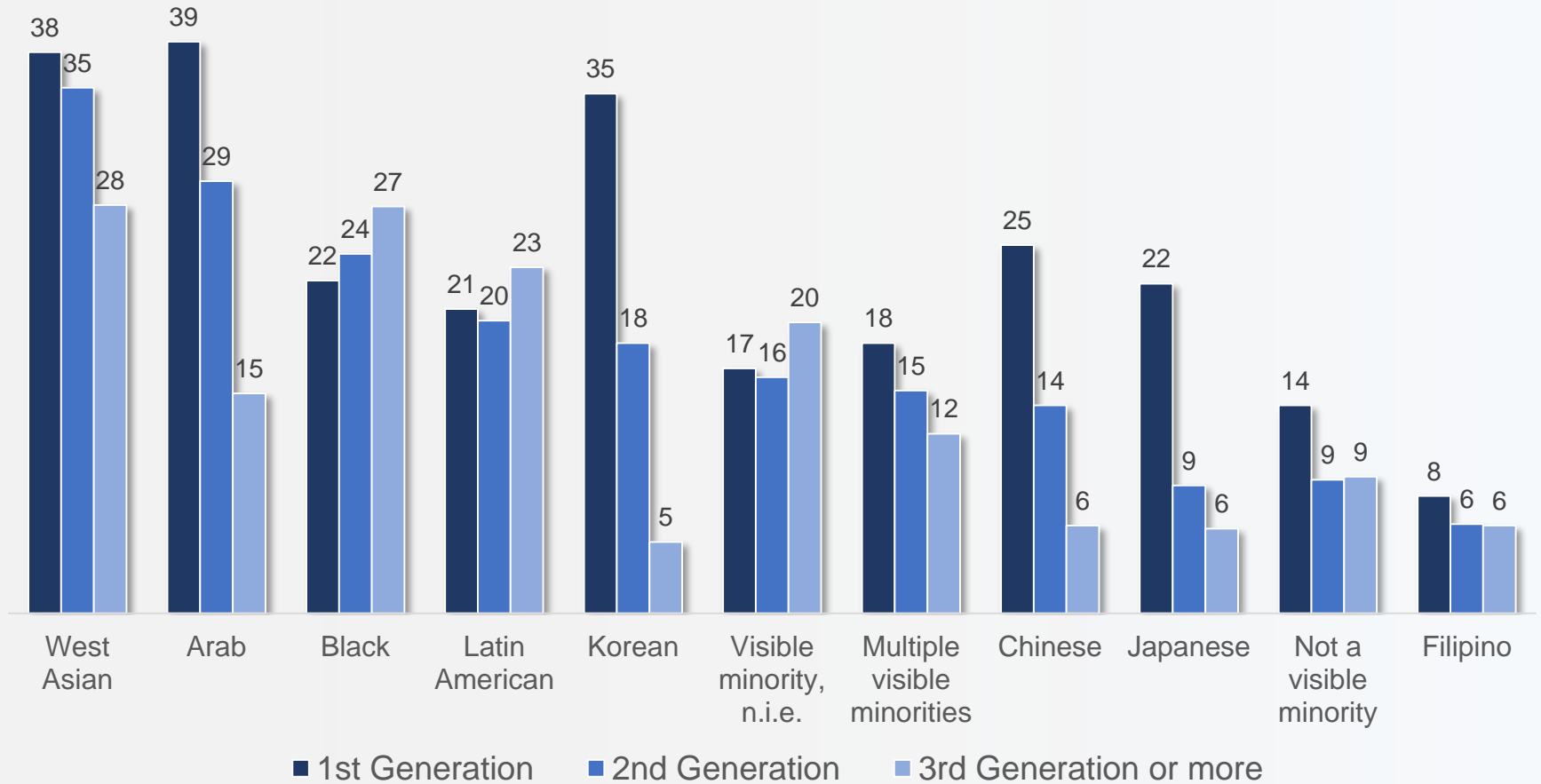
Geography

Geography	Individual low-...	Low-income indi...	Low-income measure, afte...	Generation stat...	Total - Gener...	Age (6) Tot...	Sex (3) Tot...
Visible minorit	Total - Individual low-incom...	Low-income status - no...	Low-income status - appli...	In low income	Not in low income	Prevalence of low incom...	
Total - Visible minority	5,862,850	260	5,862,595	912,430	4,950,160	15.6	
Total visible minority population	3,011,905	0	3,011,905	613,980	2,397,925	20.4	
South Asian	973,225	0	973,225	173,605	799,625	17.8	
Chinese	631,050	0	631,045	137,510	493,535	21.8	
Black	442,015	0	442,015	103,490	338,530	23.4	
Filipino	254,475	0	254,475	18,885	235,590	7.4	
Latin American	132,945	0	132,945	27,050	105,895	20.3	
Arab	105,610	0	105,610	38,490	67,115	36.4	
Southeast Asian	83,540	0	83,540	15,970	67,570	19.1	
West Asian	123,760	0	123,760	46,200	77,560	37.3	
Korean	69,665	0	69,670	21,625	48,050	31.0	
Japanese	20,650	10	20,650	2,630	18,020	12.7	
Visible minority, n.i.e.	77,780	0	77,780	12,730	65,050	16.4	
Multiple visible minorities	97,190	0	97,185	15,800	81,385	16.3	
Not a visible minority	2,850,950	260	2,850,690	298,455	2,552,235	10.5	

For Help, press F1

1/174 Toronto (535) 00000 ( 4.2%)

# Rate of Low Income (%) (Low Income Measure - After Tax) by Visible Minority Group and Generation Status, Toronto CMA, 2015



# Crosstabs: Housing

The screenshot shows a web browser window with the URL [www12.statcan.gc.ca/datasets/Index-eng.cfm?Temporal=2017&Theme=121&VNAMEE=Housing indicators](http://www12.statcan.gc.ca/datasets/Index-eng.cfm?Temporal=2017&Theme=121&VNAMEE=Housing%20indicators). The page title is "Census Datasets".

On the left side, there is a "Filter Datasets" section with the following filters:

- Change survey:** 2016 Census (25% Sample Data)
- Topic:** Housing
- Geography:** Census Division
- Variable:** Housing indicators (5)

The main content area displays the search results for "2016 Census of Population – Housing – Census Division – Housing indicators (5)". It shows "Showing 1 to 1 of 1 entries" and "Show 10 entries".

Cat no.	Date	Topic	Title
98-400- X2016231	October 25, 2017	Housing	Housing Indicators (5), Tenure Including Presence of Mortgage Payments and Subsidized Housing (7), Age of Primary Household Maintainer (9), Household Type Including Census Family Structure (9) and Household Size (8) for Owner and Tenant Households With Household Total Income Greater Than Zero in Non-farm, Non-reserve Private Dwellings of Canada, Provinces and Territories, Census Divisions and Census Subdivisions, 2016 Census - 25% Sample Data

Below the table, there are links for [HTML](#), [Beyond 20/20](#), [SDMX](#), and [XML](#). A blue square with the number "1" is positioned below the table.

At the bottom of the page, there is a search bar with the text "Can't find the dataset that you are".

# Catalogue Number 98-400-X2016231

- **Housing Indicators (5), Tenure Including Presence of Mortgage Payments and Subsidized Housing (7), Age of Primary Household Maintainer (9), Household Type Including Census Family Structure (9) and Household Size (8) for Owner and Tenant Households With Household Total Income Greater Than Zero in Non-farm, Non-reserve Private Dwellings of Canada, Provinces and Territories, Census Divisions and Census Subdivisions, 2016 Census - 25% Sample Data**
- [Link](#) to table

# Crosstabs: Housing

Census Datasets | Housing Indicators (5), Tenure

www12.statcan.gc.ca/census-recensement/2016/dp-pd/dt-td/Rp-eng.cfm?TABID=2&LANG=E6

80%

Search

### Data table

Select data categories for this table

Geography → [Geographic index](#)

Toronto

Age of primary household maintainer (9) <sup>1</sup>

Total - Age of primary household maintainer

Household type including census family structure (9) <sup>2</sup>

Total - Household type including census family structure

Household size (8)

Total - Household size

Submit

**Toronto**  
[Data quality](#)

Housing indicators (5)	Tenure including presence of mortgage payments and subsidized housing (7)						
	Total - Tenure including presence of mortgage payments and subsidized housing <sup>3</sup>	Owner	With mortgage	Without mortgage	Renter	Subsidized housing	Not subsidized housing
Total - Housing indicators <sup>4</sup>	1,110,735	586,090	336,935	249,155	524,645	79,240	445,405
Adequacy: major repairs needed	78,480	30,360	18,795	11,560	48,125	11,520	36,605
Suitability: not suitable	134,710	36,975	27,895	9,080	97,740	12,305	85,435
Affordability: 30% or more of household income is spent on shelter costs	406,070	160,460	127,595	32,865	245,605	33,100	212,505
Adequacy, suitability or affordability: major repairs needed, or not suitable, or 30% or more of household income is spent on shelter costs <sup>5</sup>	529,935	205,430	155,225	50,210	324,505	48,570	275,935

Symbol(s)

# Housing Unaffordability

Households spending 30% or more of pre-tax household income on shelter costs by Tenure and Age of Primary Household Maintainer, Toronto Census Division

